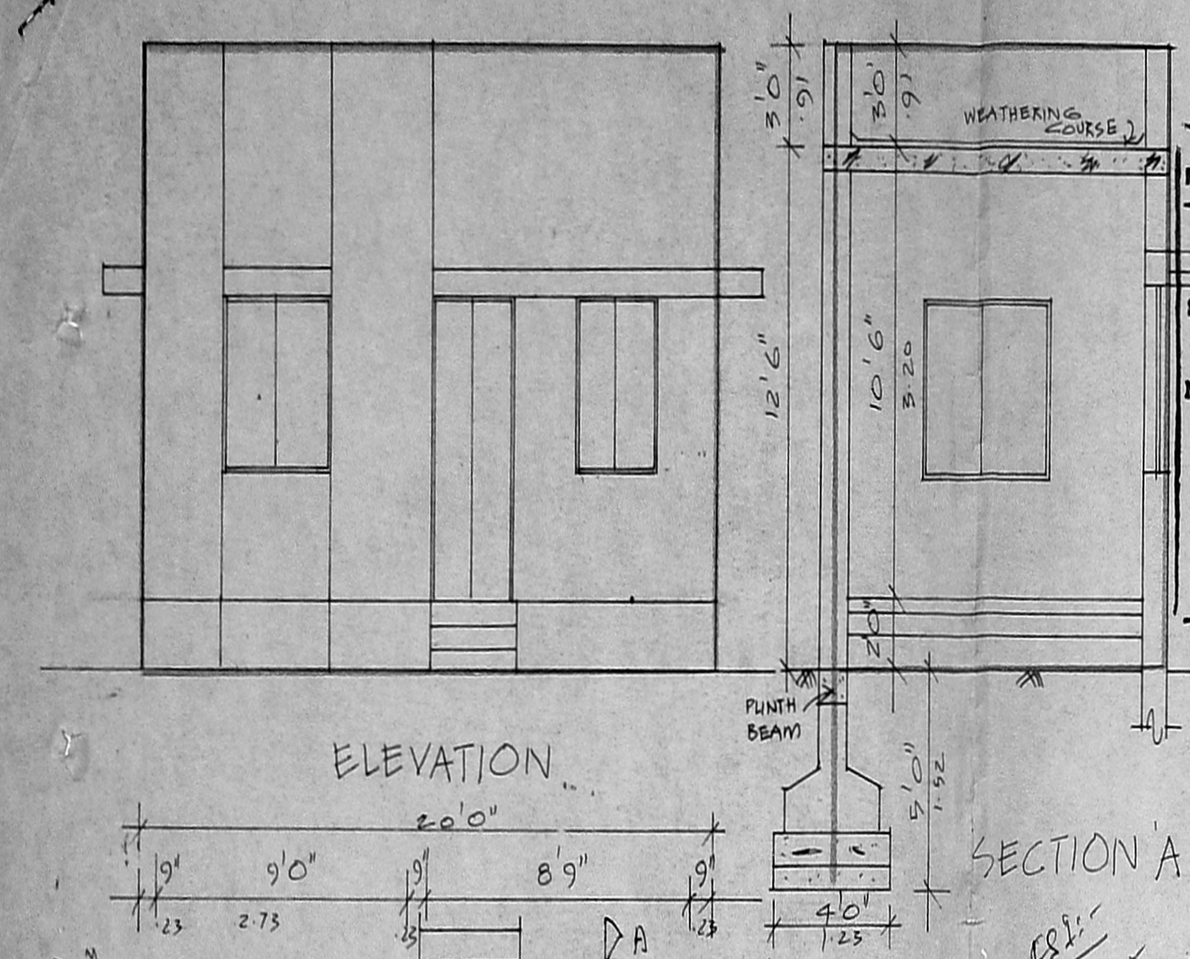

ELEVATION

SECTION 'A B'

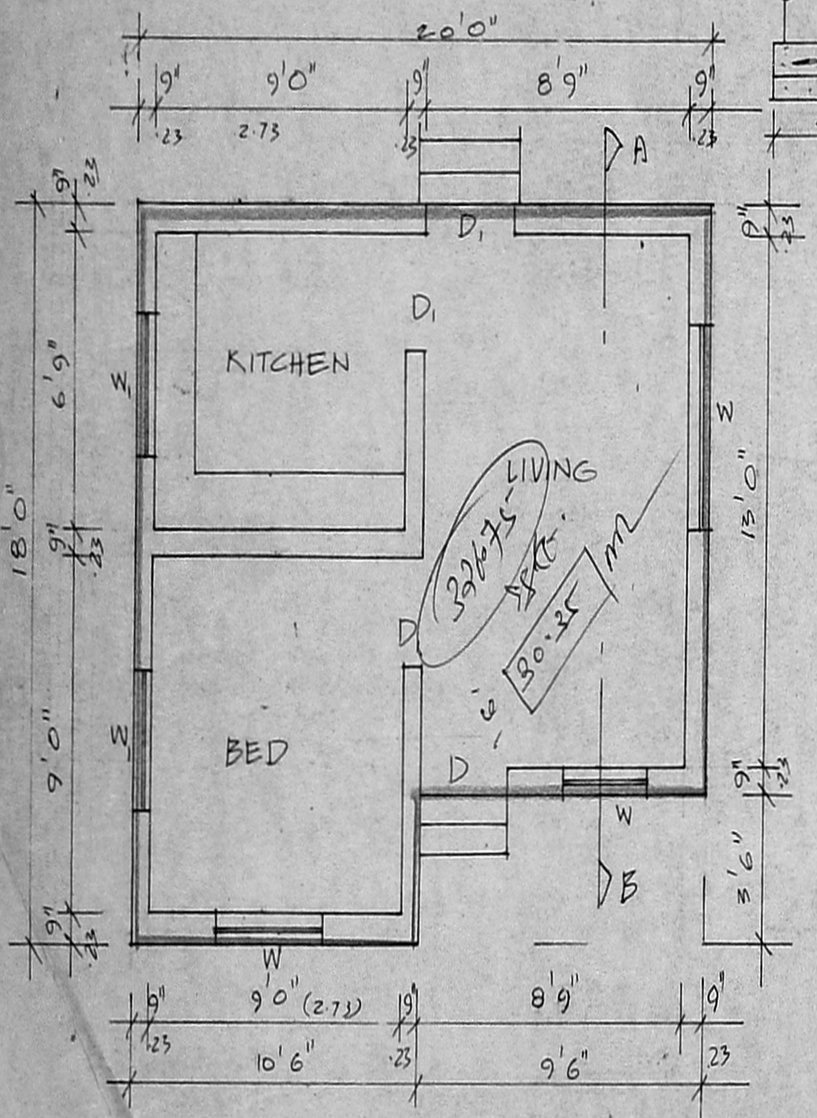

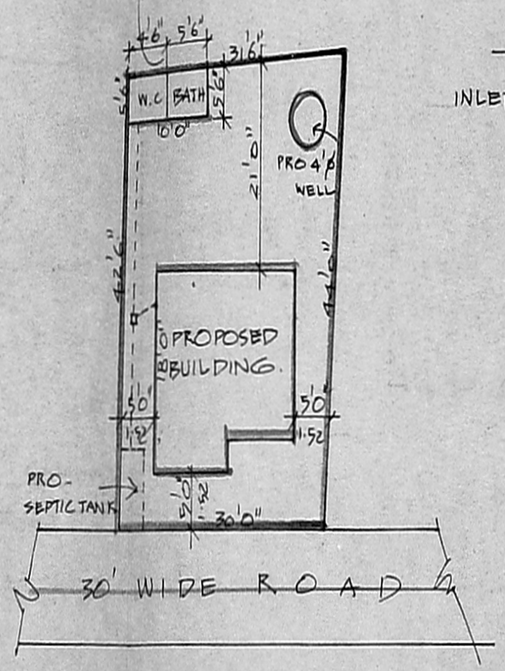

SITE PLAN
SCALE : 1"=16'0" (1:200)

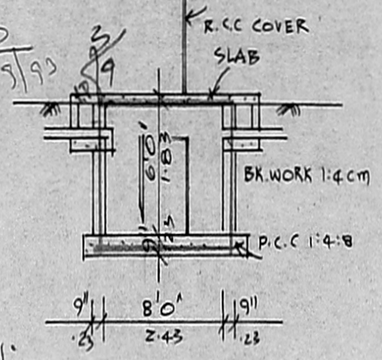

SEPTIC TANK DETAIL

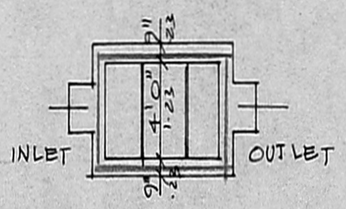

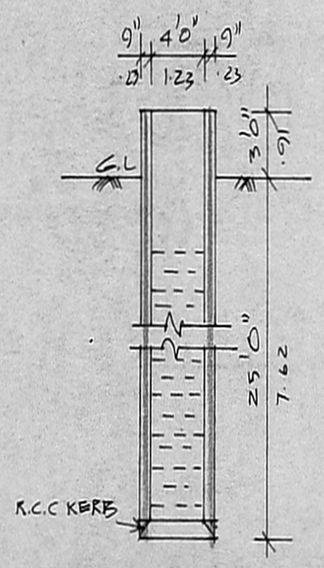

WELL DETAIL

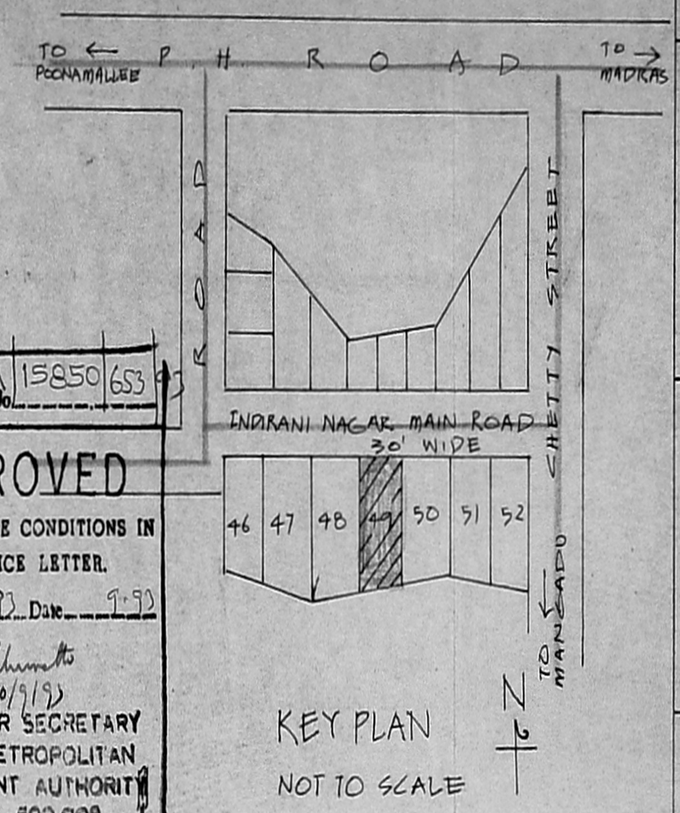

KEY PLAN
NOT TO SCALE

Planning Permit No. A 15850 653 93

APPROVED
SUBJECT TO THE CONDITIONS IN THIS OFFICE LETTER.
No. A1 9862 93 Date 9.93
O/c N.V. [signature] 10/9/93
FOR MEMBER SECRETARY
MADRAS METROPOLITAN DEVELOPMENT AUTHORITY
MADRAS - 600 008.

Scheduling plan
8/6/93.
A1/9862/93.
09/06/93

JOINERY

D	3' 3" x 7' 0"	DOOR
D1	3' 0" x 7' 0"	DOOR
W	4' 0" x 4' 6"	WINDOW
W1	3' 0" x 4' 6"	WINDOW

SPECIFICATION

1. SAND FILLING IN FOUNDATION
2. P.C.C 1:4:8 IN FOUNDATION
3. BRICK WORK IN 1:3 CM
4. PLASTERING WITH 1:4 CM
5. R.C.C WORKS IN 1:2:4
6. MOSAIC FLOORING

INDEX

PROPOSALS "
ROADS "
BOUNDARY "

AREA DETAILS

TOTAL EXTENT OF PLOT : 1330 SFT 123 m²
PRO- BUILT UP AREA : 327 SFT

PROPOSED DWELLING HOUSE IN S No. 1, PLOT No. 49
INDIRANI NAGAR MAIN ROAD
INDIRANI NAGAR,
MANGADU VILLAGE
POONAMALLEE

SCALE : 1" = 4'0" (1:50)

J.2 ஆசந்திரன்

OWNER'S SIGNATURE

T. VENKATESWARALU, DIP. Sw. CE.,
Consulting Civil Engineer,
LIC Panel Valuer, Metro Water
Engineering Contractor
Licensed Surveyor
Corporation of Madras.
Off.: No. 5 1 Floor, SOMANATHAPURAM,
REDHILLS ROAD, KOLATHUR,
MADRAS-600 099.

LICENSED SURVEYOR